

# Rat IL-23-induced Skin Inflammation

Skin inflammation affects millions of people each year. Recently, the IL-23/Th17 pathway has been shown to play a major role in skin inflammation pathogenesis making further mechanistic research a necessity. The IL-23-induced inflammation model is an ideal system with which to study this interplay.

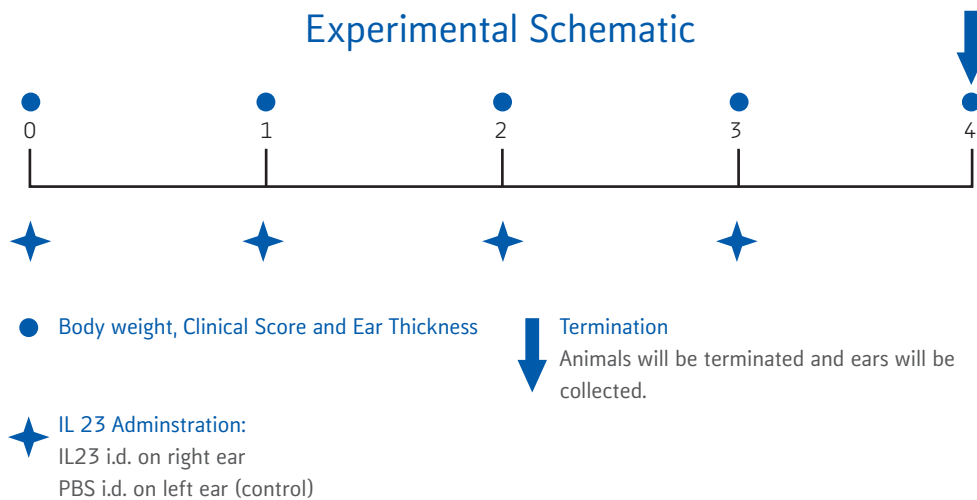
IL-23 stimulates and promotes differentiation of Th17 cells. IL-23 is a heterodimeric cytokine with two subunits. It drives the Th17 response by its binding and signaling through its receptor subunits. When the IL-23R is activated, it promotes the development of Th17 cells and the resulting production of cytokines such as IL-17A, IL-17F, and IL-22 - all which are involved in mediating psoriasiform changes.

## Experimental Overview

Skin Inflammation is induced by 4 day intradermal (i.d.) IL-23 injection into the right ear of anesthetized animals; PBS is injected into the left ear as an injection control. Ear thickness, clinical score and body weight are measured daily for 5 days.

Animal Strain:	Sprague Dawley Rat
Study Duration:	5 Days
Numbers/group:	8
Positive Controls:	Clobetasol-topical Dexamethasone-IP/PO
Standard Assessments:	Clinical score/signs Ear thickness
Add-on Assessments:	Biomarker Analysis Histology/IHC Collagen Levels

## Experimental Schematic



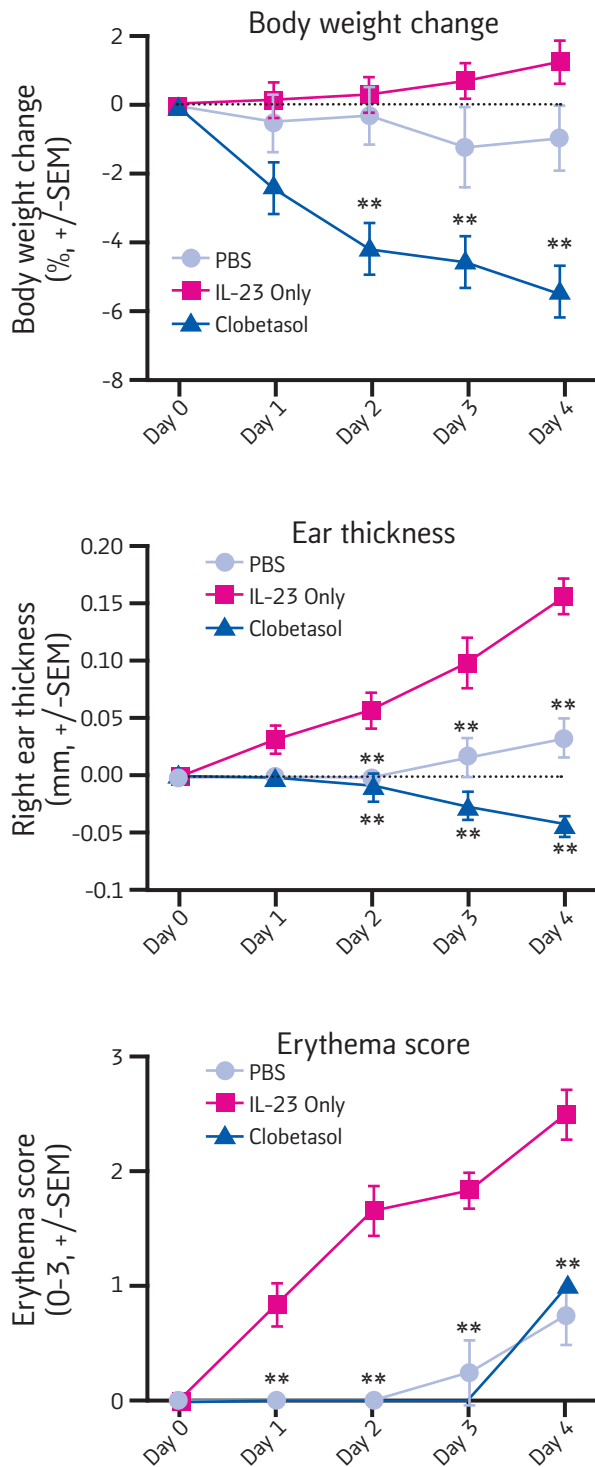


Figure 1: Model parameter verification and clinical assessments  
 Animals were injected i.d. with either PBS or rIL-23 protein. \*\*p<0.01, Two-way ANOVA, multiple comparisons.

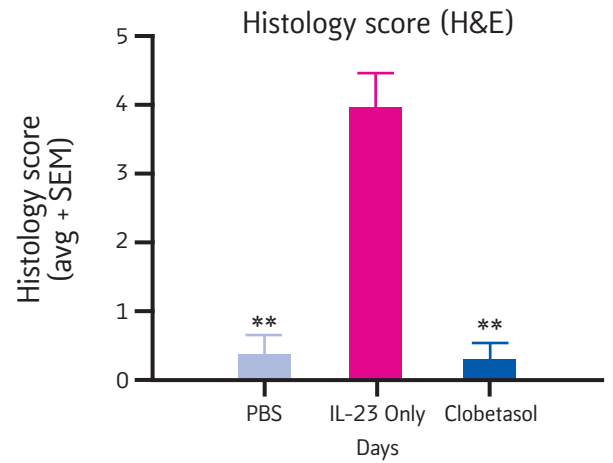
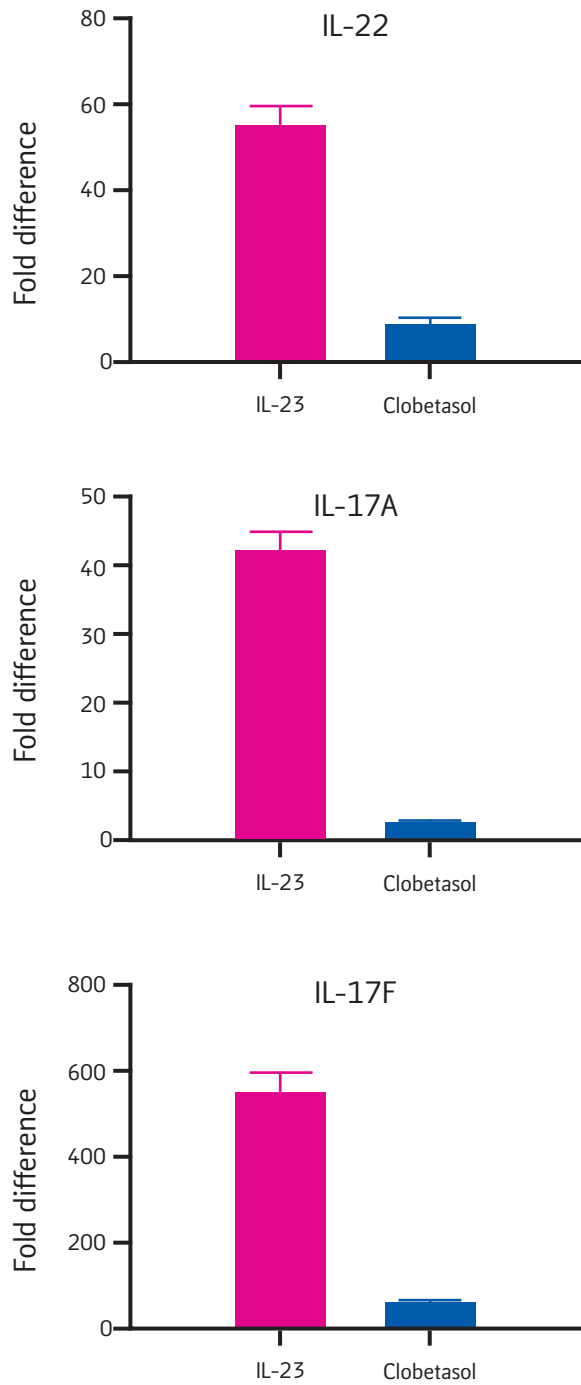


Figure 2: Histology (H&E)  
 Ear samples from day 4 were harvested and stained with H&E for disease severity assessment. Slides were scored by a pathologist and cumulative data shown. Parameters include epidermal exudates, erosion, epidermal hyperplasia and inflammation.

Scoring was based on the following scale:  
 0 = no finding, 1 = minimal, 2 = mild, 3 = moderate, 4 = marked, 5 = severe. Based on H&E scoring, IL-23 induced significant disease that was reduced upon Clobetasol treatment. \*\*p<0.01, One-way ANOVA, multiple comparisons.



**Figure 3: Biomarker Assessments**  
 qPCR was performed on ear samples from animals on day 4. Samples were normalized to housekeeping gene, HPRT1 and PBS injection controls. IL-23 induced robust biomarker productions. All markers were significantly decreased in treated animals compared to IL-23 only controls. \*\*p<0.01, T-Test.

## Our Clients Say ...

"The performance of your team far exceeded our expectations. The study was performed well and we appreciate all your input into the study design. Your responsiveness and feedback during the study and following in the data interpretation was extremely helpful to guide our next steps. That's something we don't find with every CRO."

*S.G., Toxicologist, Biotech Company*

"Of all the CROs that I have used over the years... MLM Medical Labs been one of the very best in terms of scientific knowledge, data quality, timelines, flexibility and personal contacts."

*O.B., Director of Therapeutics, Pharmaceutical Company*

"Throughout our relationship, you have been attentive to our needs and have completed exploratory pilot studies and three drug studies with professionalism and an understanding of tight biotech timelines that are unmatched by other CROs."

*D.Z., Director of Therapeutics, Biotech Company*

## About MLM Medical Labs

MLM Medical Labs is a leading specialty and central laboratory with comprehensive research services and analytical capabilities in Europe and the United States. Offering standard and fully customizable biological specimen testing and auxiliary logistics services across a wide spectrum of therapeutic areas, we add value at every stage of the product development process, from nonclinical and preclinical through phase IV clinical trials that serve to augment and accelerate research programs to their next stages and milestones. Each disease area is supplemented extensively by different models and batteries of *in vitro* and *ex vivo* analyses, offering answers to your therapeutics' effect on different parameters. With our strong reputation for scientific expertise, passionate approach to customer care, and adherence to quality data, we empower clients ranging from emerging biotech to Top Ten Global Pharma companies to reach confident clinical decisions that ultimately serve to improve patient lives.

If you'd like to discuss a particular study or speak with a scientist, please reach out to us!

[info@mlm-labs.com](mailto:info@mlm-labs.com)  
+1 (651) 641 1770  
+49 (2161) 4642 108